SECTIUNE LONGITUDINALA A–A
A–A LONGITUDINAL SECTION
Sc. 1:100

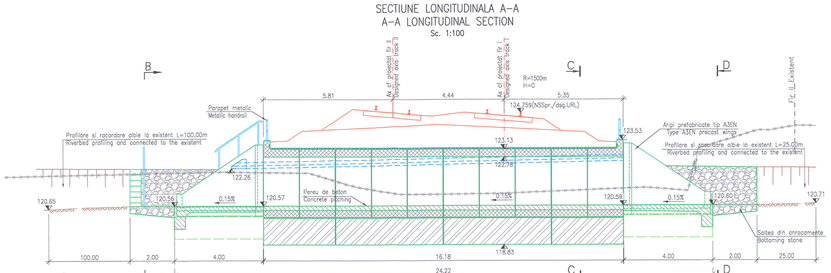

VEDERE IN PLAN
PLAN VIEW
Sc. 1:100

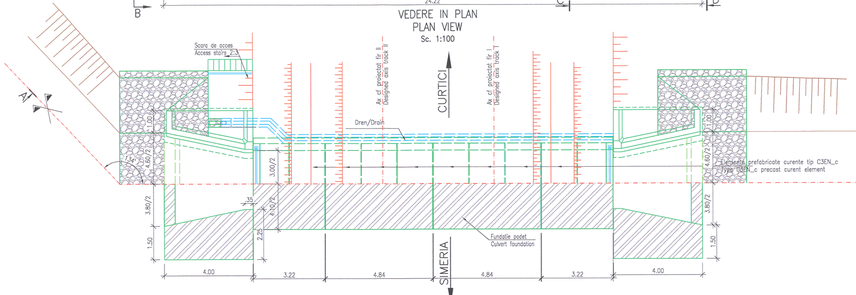

PLANUL FUNDATIILOR / FOUNDATIONS PLAN
Sc. 1:100

FISA SONDAJULUI
Nr.F197

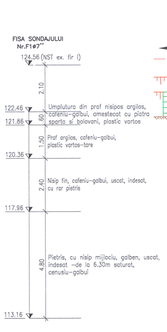

VEDERE B–B
B–B VIEW
Sc. 1:100

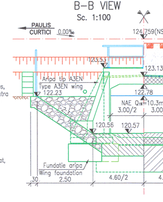

SECTIUNE C–C
C–C SECTION
Sc. 1:100

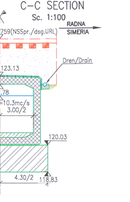

CONVOI DE CALCUL LM71
CALCULATION CONVOY LM71

SECTIUNE D–D
D–D SECTION
Sc. 1:100

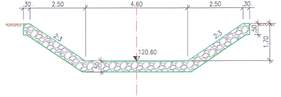

LEGENDA BETOANELOR/CONCRETE LEGEND
conform NE 012–1:2007/SR EN 206–1

- BETON C35/45 – Clasa de expunere XC4+XD1+XF3, agregate Dmax 22
  ELEMENTE PREFABRICATE/PREFABRICATED ELEMENTS
- BETON C25/30 – Clasa de expunere XC2+XF1+XA1, agregate Dmax 22.
  FUNDATII DIRECTE / DIRECT FOUNDATIONS
- BETON C25/30 – Clasa de expunere XC4+XF1+XM1, agregate Dmax 16.
  SAPA DE PROTECTIE A HIDROIZOLATIEI/WATERPROOFING PROTECTION
- BETON C25/30 – Clasa de expunere XC4+XF3+XA1, agregate Dmax 22.
  PEREU SI SCARI DE ACCES/PITCHING, ACCESS STAIRS
- BETON C16/20 – Clasa de expunere X0+XF3, agregate Dmax 16.
  DREN, BETON DE EGALIZARE/DRAINAGE, AND LEAN CONCRETE

PLANURI DETALII GENERALE / GENERAL DRAWING DETAILS										
ACOPERIRE ROSTURI ELEMENTE PREFABRICATE JOINTS COVERING PRECAST ELEMENTS	P	T	0	2	0	0	P	O	0	1
HIDROIZOLATIE SI SISTEM DE DRENARE PODETE WATERPROFFING AND DRAINAGE SYSTEM CULVERTS	P	T	0	2	0	0	P	O	0	2
PARAPET METALIC PODETE METALLIC HANDRAIL CULVERTS	P	T	0	2	0	0	P	O	0	3
PLAN COFRAJ CADRU TIP C3EN_m SHUTTERING PLAN FRAME TYPE C3EN_m	P	T	0	2	0	0	P	O	0	1
PLAN COFRAJ CADRU TIP C3EN_c SHUTTERING PLAN FRAME TYPE C3EN_c	P	T	0	2	0	0	P	O	0	2
PLAN COFRAJ ARIPA TIP A3EN SHUTTERING PLAN WING A3EN TYPE	P	T	0	2	0	0	P	O	0	5
ELEMENT PREFABRICAT TIP L PREFABRICATED ELEMENT TYPE L	P	T	0	2	0	0	P	O	0	2
SCARA DE ACCES SI BALUSTRADA METALICA ACCESS STAIRS AND METALLIC BALUSTRADE	P	T	0	2	0	0	P	O	0	2
FUNDATIE PREFABRICATA PENTRU PODURI PROVIZORII SI DETALII DE REZEMARE PODURI PROVIZORII PREFABRICATED FOUNDATION FOR TEMPORARY BRIDGES AND PROPPING-UP DETAILS FOR TEMPORARY BRIDGES	P	T	0	2	0	0	P	O	0	3

RACANEL I. IONUT
ROMANIA
M.L.P.A.
Nr. 07230
INGINER
VERIFICATOR PROJECTE

NOTA:
1. Prezentul plan s–a intocmit in baza urmatoarelor date:
– ridicare topografica;
– studiu geotehnic;
– studiu hidraulic;
– fisa podetului;
– expertiza podetului;
– date culese pe teren;
2. Pentru realizarea podetului nou se vor executa urmatoarele lucrari:
– se va executa in aval de podetul existent un podet nou tip C3EN;
– racordarea podetului nou cu terasamentele va fi asigurata in amonte si in aval cu aripi prefabricate tip A3EN;
– se impermeabilizeaza suprafetele de beton vizibile;
– se prevede parapet metalic pe ambele timpane ale podetului;
– se prevad scari de acces pe terasament, de o parte si alta a podetului;
– se va amenaja albia in interiorul podetului si intre aripi cu pereu din beton;
– se va calibra albia pe circa 100.00m in aval de podet si in amonte se calibreaza pe o lungime de 25.00m astfel incat so se racordeze la canalul existent;
– se prevad saltele de anrocamente la capetele podetului.
3. La executie se vor respecta cu stricterea prevederile din SR EN 206–1, NE 012–1: 2007, NE 012–2: 2010, NE013/2002, si C56–85 (C56–2002) si a Caietului de Sarcini.
4. Conform H.G. 766/1997 lucrarea se incadreaza in categoria "B" a constructiilor de importanta deosebita.
5. Proiectul va fi verificat de verificatori atestati MLPAT la exigentele A.4, B.2 si D.2.

NOTE:
1. This plan was prepared on the basis of the following data:
– topographic survey;
– geotechnical study;
– hydraulic study;
– culvert sheet;
– culvert expertise;
– data collected from the site.
2. The following works will be executed for making the new bridge:
– in downstream of existing culvert will be a new culvert type C3EN;
– the connection of the new culvert with the embankments will be made upstream and downstream with precast wings type A3EN;
– all the visible concrete surfaces will be waterproofed;
– metallic handrail is provided on both culvert coppings;
– access stairs are provided on the embankment, one side and the other of the culvert;
– the riverbed will be arranged inside the culvert and between wings with concrete copping;
– the riverbed will be calibrated on approx. 100.00m downstream from the culvert and on 25.00m upstream in order to make the connection to the existing ditch;
– riprap mattresses are provided at the culvert ends.
3. During the execution, the provisions of SR EN 206–1, NE 012–1: 2007, NE 012–2: 2010, NE013/2002 and C56–85 (C56–2002) and of the Technical Specifications will be strictly observed.
4. According to G.D. 766/1997, the work pertains to category "B" of special importance constructions.
5. The design will be checked by MLPAT certified checkers at exigencies A.4, B.2 and D.2.

SIMESCU C. GHEORGHITA
ROMANIA
M.L.P.A.
NR: 11072
INGINER
VERIFICATOR PROJECTE

Prezentul plan anuleaza si inlocuieste versiunea anterioara
This plan cancels and replaces previous version

Verificator / Expert Checker / Expert	Cerinta Requirement	Semnatura Signature	Referat / Expertiza Report / Expertise

European Investment Bank

MINISTERUL TRANSPORTURILOR

BENEFICIAR / BENEFICIARY :
CFR
COMPANIA NATIONALA DE CĂI FERATE "CFR" SA

PROIECTANT / DESIGNER: PÖYRY			Data Date	Semnatura Signature
Aprobat Approved	Sef de echipa Team leader	C. Teodorescu	01.2013	
Verificat Checked	Expert Cheie Key Expert	R. Tudorascu	01.2013	

Subcontractant / Subcontractor: VIOTOP

Aprobat Approved	Adjunct Sef de echipa Deputy Team leader	A.M. Baicu	01.2013	
Proiectat Designed	Inginer Engineer	F. Ioanidi	01.2013	

"Reabilitarea liniei c.f. Frontier à - Curtici - Simeria , parte componentă a coridorului IV Pan - European pentru circula ţia trenurilor cu viteză maximă de 160 km/h"
Tronsonul 2-A : km 614 - cap V Bărzava
"Rehabilitation of the Railway Line Border - Curtici - Simeria , component Part of the IV Pan - European Corridor for the Trains Circulation with maximum speed of 160 km/h"
Section 2-A : km 614 - end V Bărzava

Project 9i 35311.1

Faza / Phase: PTH+CS / TD+TS

Denumire desen / Drawing name:
DISPOZITIE GENERALA / GENERAL LAYOUT
PODET / CULVERT KM pr. 600+472 (KM ex. 603+809)

Scara / Scale	Revizia / Revision	Cod desen / Drawing Code	Nr / No
1:100	1 / 04.2013	PT.02.02.03.PO.01.03	03

Format/Size: 1160x297mm